



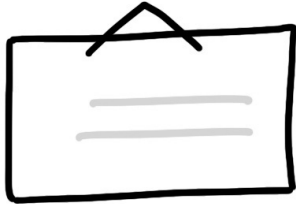








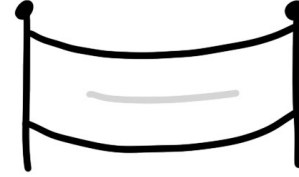



# Adding Text To Your Drawings

## lesson 7





**Your task:**

- 1. Draw several times each of the text boxes on page 1. and page 2.**
- 2. Choose a small part of a lesson you teach. Try to illustrate it, using people, text boxes and keywords.**

**Tips:**

- Don't put too much text into your illustrations. Use keywords.**
- Always start with writing the keyword and then draw the textbox around it.**